



# AUTOMATIC AIR VENT

## MODEL VC

### AUTOMATIC AIR VENT FOR WATER SYSTEMS

#### Features

**Float-type mechanical valve for venting air automatically from water piping systems at start-up and during operation for moderate to hot water.**

1. Combination of float and valve seat with rubber contact provides automatic discharge and assures seal tightness when vent is closed.
2. Only one moving part, the float, eliminates concentrated wear and provides long maintenance-free service life.
3. Facilitates drainage of the system by introducing air when the system has to be drained.
4. Dual function as air vent and vacuum breaker.



#### Specifications

Model		VC2	VC3	VC4
Body Material		Bronze	Cast Iron	
Connection		Screwed		
Size (mm)	Inlet	15	25	
	Outlet	10		
Maximum Operating Pressure (MPaG)	PMO	0.5	0.6	1.0
Maximum Differential Pressure (MPa)	ΔPMX	0.5	0.6	1.0
Minimum Operating Pressure (MPaG)		0.05	0.1	
Maximum Operating Temperature (°C)	TMO	90		
Applicable Fluid*		Water		

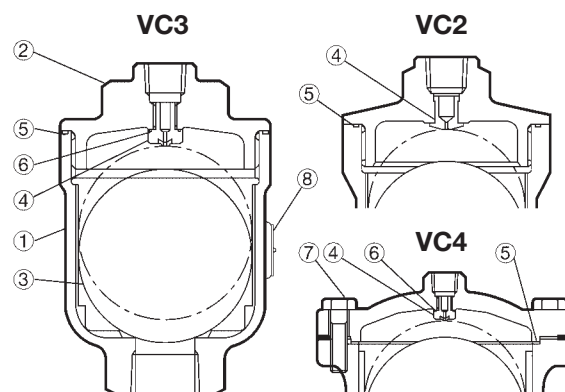
\* Do not use for toxic, flammable or otherwise hazardous fluids.

1 MPa = 10.197 kg/cm<sup>2</sup>  
 PRESSURE SHELL DESIGN CONDITIONS (NOT OPERATING CONDITIONS): Maximum Allowable Pressure (MPaG) PMA: 0.5 (VC2), 0.6 (VC3), 1.0 (VC4)  
 Maximum Allowable Temperature (°C) TMA: 185 (VC2), 220 (VC3), 150 (VC4)



To avoid abnormal operation, accidents or serious injury, DO NOT use this product outside of the specification range. Local regulations may restrict the use of this product to below the conditions quoted.

No.	Description	Material	JIS	ASTM/AISI*
①	Body	VC2	Bronze	CAC407 B584 C92200
		VC3, VC4	Cast Iron	FC250 A126 Cl.B
②	Cover	VC2	Bronze	CAC407 B584 C92200
		VC3, VC4	Cast Iron	FC250 A126 Cl.B
③	Float	Stainless Steel	SUS316L	AISI316L
④	Valve Seat	VC2	Nitrile Rubber	NBR D2000BF
		VC3, VC4	Nitrile Rubber/ Stainless Steel	NBR/ SUS303 D2000BF/ AISI303
⑤	Cover Gasket	VC2, VC3	Fluorine Resin	PTFE
		VC4	Fiber Rubber Compound	—
⑥	Valve Seat Gasket	Fluorine Resin	PTFE	PTFE
⑦	Cover Bolt	Carbon Steel	SS400	A283 Gr.C
⑧	Nameplate	Stainless Steel	SUS304	AISI304

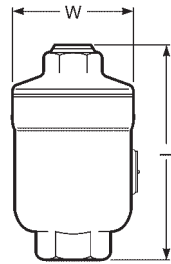


Copyright © TLV

\* Equivalent

**Dimensions**

● VC2 ● VC3  
Screwed



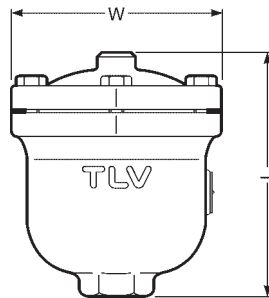
**VC Screwed\*** (mm)

Model	Size		L	W	Weight (kg)
	Inlet	Outlet			
VC2	15	10	98	66	0.7
VC3	25		131	88	1.8
VC4			190	160 (180)**	7.4

\* Rc(PT), other standards available

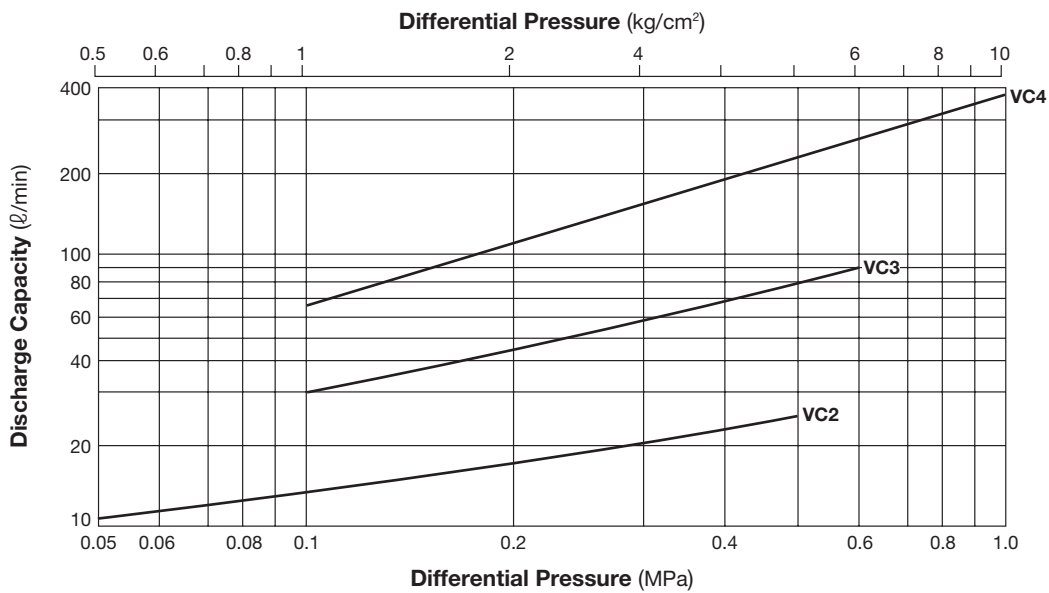
\*\* Face-to-face (diagonal)

● VC4  
Screwed



Note: For the inlet connection, use a pipe/fitting, etc. with an inner diameter of at least 16 mm, such as a schedule 40 pipe or pipe nipple with a nominal diameter of 15 mm for VC2. A smaller pipe may prevent water/air displacement.

**Discharge Capacity**



1. Differential pressure is the difference between the inlet and outlet pressure of the air vent.
2. Capacities are equivalent capacities of air at 20 °C under atmospheric pressure.



Air vents used under conditions which exceed maximum differential pressure will fail closed.

Manufacturer

**TLV**® CO., LTD.  
Kakogawa, Japan

is approved by LRQA Ltd. to ISO 9001/14001

ISO 9001/ISO 14001

